

# Taurus-Line

## Ku, C, X Band GaAs SSPA BUC

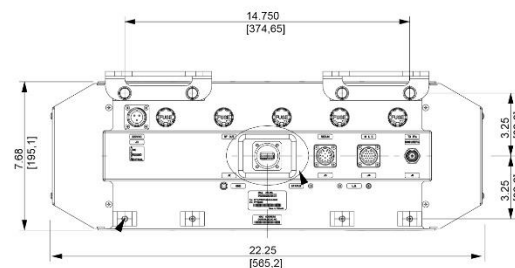
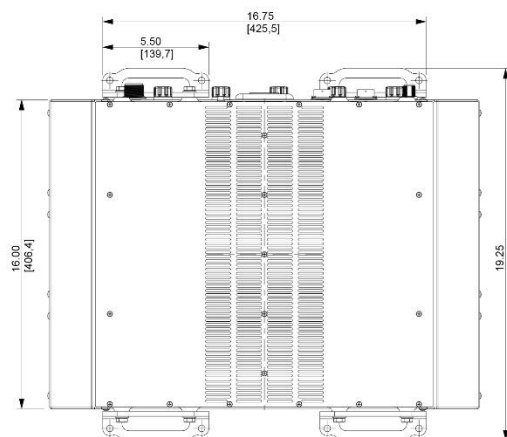

### Overview

An ideal solution for both mobile and fixed Communication terminals. It is designed for high efficiency resulting in an optimal compact form factor with high performance and reliability. With the advanced customer interface and HTTP embedded web page, the operator is able to monitor and control the BUC and the System Redundancy.

- Ku-Band GaAs: 200W / 250W
- C-Band GaAs: 300W / 400W / 500W
- X-Band GaAs: 300W / 400W / 500W

### Features

- Highest power density in the industry
- Available in AC
- Up to 500W of Linear power
- Built-in monitoring of critical parameters such as: RF power detection, mute control, over temperature shutdown, summary alarm
- IP55 rated housing and fan (weather proof construction)
- M&C Interfaces included: RS485, RS232, Ethernet and dry-contacts
- WEB interface and SNMP monitoring
- Redundant Ready
- 1:1 and 1:2 built into the BUC eliminating external controller
- Ku-Band: Optional Dual LO (Switchable). covers both regular and ext. Ku-Band
- Other frequency ranges available
- Optional 10MHz reference
- Optional output sample port
- Optional Remote control unit





## Taurus-Line GaAs SSPA BUC

### Technical Specifications

Ku-Band			
Electrical Characteristics	200W		250W
RF Output at P1dB	53 dBm		54 dBm
RF Output at P Lin	50 dBm		51 dBm
Output Frequency Range	Lower Ku: 12.75 – 13.25 GHz	Standard Ku: 14.00 – 14.50 GHz	Extended Ku: 13.75 – 14.50 GHz
Input Frequency Range	Lower Ku: 950 – 1450 MHz	Standard Ku: 950 – 1450 MHz	Extended Ku: 950 – 1700 MHz
Local Oscillator Frequency	Lower Ku: 11.80 GHz	Standard Ku: 13.05 GHz	Extended Ku: 12.80 GHz
Gain Stability Over Temp.	Low Ku Band: ± 1.5 dB nominal; ± 2.25 dB max Standard Band: ± 1.5 dB nominal; ± 2.0 dB max Extended Band: ± 1.5 dB nominal; ± 2.25 dB max		
Gain Variation at fixed temp	Low Ku Band: ± 0.75 dB over max over 40 MHz; ± 2.25 dB over full band Standard Band: ± 0.5 dB over max over 40 MHz; ± 2.0 dB over full band Extended Band: ± 0.75 dB over max over 40 MHz; ± 2.25 dB over full band		
Linear Gain	70 dB min.		
User Adjustable Gain	20 dB nominal in 0.5 dB steps		

C-Band				
Electrical Characteristics	300W	400W	500W	
RF Output at P1dB	55 dBm	56 dBm	57 dBm	
RF Output at P Lin	52 dBm	53 dBm	54 dBm	
Output Frequency Range	Lower C: 5.725 – 6.425 GHz	Standard C: 5.85 – 6.425 GHz	Extended C: 5.85 – 6.725 GHz	Insat C: 6.725 – 7.025 GHz
Input Frequency Range	Lower C: 975 – 1675 MHz	Standard C: 950 – 1525 MHz	Extended C: 950 – 1825 MHz	Insat C: 1275 – 1575 MHz
Local Oscillator Frequency	Lower C: 4.75 GHz	Standard C: 4.9 GHz	Extended C: 4.9 GHz	Insat C: 5.45 GHz
Gain Stability Over Temperature	± 1.5 dB nominal			
Gain Variation at fixed temperature	± 0.5 dB over max over 36 MHz; ± 2.0 dB over full band			
Linear Gain	70 dB min.			
User Adjustable Gain	20 dB in 0.5 dB steps			

X-Band			
Electrical Characteristics	300W	400W	500W
RF Output at P1dB	55 dBm	56 dBm	57 dBm
RF Output at P Lin	52 dBm	53 dBm	54 dBm
Output Frequency Range	7.9 – 8.4 GHz		
Input Frequency Range	950 – 1450 MHz		
Local Oscillator Frequency	6.95 GHz		
Gain Stability Over Temperature	± 1.5 dB nominal		
Gain Variation at fixed temperature	± 0.5 dB over max over 40 MHz; ± 2.0 dB over full band		
Linear Gain	70 dB min.		
User Adjustable Gain	20 dB in 0.5 dB steps		

#### NORTH AMERICA

**USA**  
info.usa@advantechwireless.com

**CANADA**  
Info.canada@advantechwireless.com

#### EUROPE

**UNITED KINGDOM**  
info.uk@advantechwireless.com

**RUSSIA & CIS**  
info.russia@advantechwireless.com

#### SOUTH AMERICA

info.latam@advantechwireless.com

**BRAZIL**  
info.brazil@advantechwireless.com

#### ASIA

info.asia@advantechwireless.com

**INDIA**  
info.india@advantechwireless.com

## Taurus-Line GaAs SSPA BUC

Technical Specifications					
Ku, C, X Band					
Spectral Re-growth	-30dBc @PLinear				
Third order IMD (2 equal tones 5MHz apart)	-25 dBc, with 2 equal carriers at 3dB total power back off from rated power (P Sat -3dB)				
10MHz Reference	0dBm ± 5.0 dB - External via IF / (Internal 10MHz reference optional)				
	<b>@ 100 Hz</b>	<b>@ 1 KHz</b>	<b>@ 10 KHz</b>	<b>@ 100 KHz</b>	<b>@ 1 MHz</b>
Ref Phase Noise Requirement		-140 dBc/Hz max	-150 dBc/Hz max	-155 dBc/Hz max	
Local Oscillator Phase Noise	-63 dBc/Hz max	-73 dBc/Hz max	-83 dBc/Hz max	-93 dBc/Hz max	-103 dBc/Hz max
Output Spurious	-55dBc max @PLinear				
Harmonics	-50dBc max @PLinear				
VSWR	Input (1:50:1) Output (1:30:1)				
Power consumption					
<b>Ku-Band</b>	<b>200W</b>		<b>250W</b>		
Power consumption (at rated power) AC version	2200W		2400W		
<b>C-Band</b>	<b>300W</b>	<b>400W</b>	<b>500W</b>		
Power consumption (at rated power) AC version	2000W	2200W	2400W		
<b>X-Band</b>	<b>300W</b>	<b>400W</b>	<b>500W</b>		
Power consumption (at rated power) AC version	2200W	2500W	2700W		
Power requirement	220 VAC				
Interface					
Output Interface	Ku-Band: Waveguide, WR75G (Grooved) C-Band: Waveguide, CPR 137G (Grooved) X-Band: Waveguide, CPR 112G (Grooved)				
Input Interface	N-Type Female, 50 Ohms				
Connectors	AC Connector: MS3102R16-10P	M&C: MS3112E14-19P	Redundancy: MS3112E14-15P (Optional)		
Mechanical					
Dimensions (L x W x H)	16.0 x 22.3 x 7.7 / 40.6 x 56.5 x 19.5				
Weight	93lb / 42kg				
Environmental					
	<b>Temperature Range (ambient)</b>	<b>Humidity</b>		<b>Altitude</b>	
	-40°C to + 55°C (operating) -40°C to + 75°C (storage)	0 to 100% (condensing)		10,000 ft ASL	

Ref.: PB-AWT-TL-GaAs-19114

### NORTH AMERICA

**USA**  
info.usa@advantechwireless.com  
**CANADA**  
Info.canada@advantechwireless.com

### EUROPE

**UNITED KINGDOM**  
info.uk@advantechwireless.com  
**RUSSIA & CIS**  
info.russia@advantechwireless.com

### SOUTH AMERICA

info.latam@advantechwireless.com  
**BRAZIL**  
info.brazil@advantechwireless.com

### ASIA

info.asia@advantechwireless.com  
**INDIA**  
info.india@advantechwireless.com



**Planet Communications Asia PLC.**

157 Soi Ramindra 34, Ramindra Rd., Tarang, Bangkhen, Bangkok 10230  
Tel: +66 2 792 2400 | Fax: +66 2 792 2499, +66 2 943 5771 | E-mail: sales@planetcomm.com



PlanetComm:   