

AM3-111-I KIT

AirMedia® Series 3 Kit with AM-3100-WF Receiver and AM-TX3-100 Adaptor, International



- Complete room solution enables secure wireless AirMedia® presentation from laptops, smartphones, tablet devices, and AirMedia Connect Adaptors
- Includes an AirMedia Series 3 Receiver (AM-3100-WF-I) and an AirMedia Connect Adaptor (AM-TX3-100-I)
- Enables smart automation via intelligent display control, personal device control, occupancy detection, and integration into a broader connected ecosystem
- Enterprise-grade security and content encryption protects privacy and ensures compliance with IT policies
- XiO Cloud® service support for remote provisioning and management
- Integrates with Appspace® digital signage software platform for content display
- Supports content sharing of four simultaneous sources for multi-user collaboration with AirMedia Canvas.

The AM3-111-I KIT enables secure wireless collaboration in the modern digital workspace. The system contains an AirMedia Series 3 Receiver ([AM-3100-WF-I](#)) and an AirMedia Connect Adaptor ([AM-TX3-100-I](#)). The AM3-111-I KIT is easy to deploy and manage, and it can be installed in conference rooms, huddle rooms, lounges, lobbies, or almost any space to establish a productive meeting environment.

Connect and Present

The AirMedia Series 3 Receiver can be installed beneath, beside, or behind a display to implement a smart room with wireless collaboration. The receiver features AirMedia wireless presentation capability and an HDMI® output that connects to a display (up to 4K). Connect your laptop, smart phone, tablet, AirMedia Connect Adaptor, or other source type to instantly present the source image on the display.

AirMedia Wireless Presentation

With AirMedia technology, users can wirelessly present content from laptops, smartphones, and tablet devices via built-in Wi-Fi® network capabilities or via an external Wi-Fi wireless network. Present content from desktop or laptop

computers using downloadable client software the AirMedia extension for Google Chrome™, or Miracast® screen mirroring technology (Windows 10 computers only). Present content from Android™ and iOS® mobile devices with the AirMedia app.

For more information about AirMedia, visit www.crestron.com/airmedia.¹

Multi-Source Presentation

Present up to four sources simultaneously with the AirMedia Canvas feature. To maximize screen coverage, AirMedia Canvas automatically configures the best possible layout based on the number of active presenters, the type of sources, and their aspect ratios. Use the AirMedia app or a connected touch screen (sold separately) to manage sources and their position on the display.

Wireless Conferencing

Wireless conferencing provides a premium collaboration experience by enabling video calling from almost any device.² The AirMedia application provides wireless access to a host of connected conferencing peripherals, such as soundbars, cameras, or speakerphones. When using the AirMedia application, peripherals are immediately available on the user's laptop for use in Microsoft Teams® or Zoom™ software.

Enhanced Onscreen Experience

When no source is connected, the AM3-111-I KIT displays a customizable welcome screen on the room display with simple instructions for connecting and presenting. Integration with Microsoft Exchange Server® (for Outlook® and Microsoft 365® software users), Google Calendar™, or Crestron Fusion® room scheduling software allows the space's availability and meeting details to appear onscreen. As the meeting progresses, notifications appear periodically to indicate both the time left in the meeting and the next scheduled event. Pop-up messages sent from Crestron Fusion may also appear in the event of an emergency or to deliver an important announcement.

Add-on Control Options

Enable manual control of the AM3-111-I KIT by adding a 7 or 10 in. [TS-70 or TSW-70 series touch screen](#). The touch screen provides an additional view of the room schedule and meeting details as well as controls for input source selection, display power on/off, and display volume and mute. Add a Power over Ethernet occupancy sensor ([CEN-ODT-C-POE](#)) to control display or digital signage on/off based on room occupancy or vacancy.

XiO Cloud® Provisioning and Management Service

The AM3-111-I KIT is compatible with the XiO Cloud service, which enables installers and IT managers to easily deploy and manage thousands of devices. The XiO Cloud service allows for system alerts and network management and provisioning.

For more information, visit www.crestron.com/xiocloud.

AM3-111-I KIT

AirMedia® Series 3 Kit with AM-3100-WF Receiver and AM-TX3-100 Adaptor, International

Native Appspace Functionality

Integrate the Appspace digital signage application with the AM3-111-I KIT. The AM3-111-I KIT can display content from an Appspace digital signage channel when no presentation is being made or when the room is not occupied.

Crestron Fusion Room Monitoring

Presentation spaces can be managed and centrally monitored through the Crestron Fusion enterprise management service. By adding an optional occupancy sensor (CEN-ODT-C-POE), the AM3-111-I KIT can report and log when people are in the space, turn the display on and off accordingly, and make unused spaces available for new bookings. Crestron Fusion software supports room scheduling, and can integrate with a variety of third-party calendaring applications. Instant alerts notify the help desk to rapidly resolve any problems and maximize uptime and workflow.

For more information about Crestron Fusion, visit www.crestron.com/fusion.

Enterprise-Grade Security

The AirMedia Presentation System is an enterprise-grade solution that can be deployed across hundreds of spaces and set up easily using a web browser, Crestron Fusion, or XiO Cloud software. Employing standard network security protocols such as 802.1x network access control, Active Directory® authentication, and AES content encryption, the AM3-111-I KIT protects privacy and ensures compliance with your organization's IT policies.

Hybrid Wireless Connectivity with the AirMedia Connect Adaptor

As an alternative to software based AirMedia wireless presentation, the AM3-111-I KIT includes an AirMedia Connect Adaptor (AM-TX3-100-I). Simply plug the adaptor into a personal device's USB-C® port to connect to the AirMedia Receiver. The adaptor communicates wirelessly with the system using built-in Wi-Fi to display content up to a 4K30 resolution. Use the LED-backlit capacitive touch buttons to start, stop, or pause the presentation at any time. Connect up to eight adaptors (one included) to a single receiver to maximize the space's collaboration abilities.

Specifications

Components

| | |
|------------------------------|---|
| AM-3100-WF-I | AirMedia® Receiver 3100 with Wi-Fi® Network Connectivity, International |
| AM-TX3-100-I | AirMedia® Series 3 Connect Adaptor, International |

Models

AM3-111 KIT

AirMedia® Series 3 Kit with AM-3100-WF Receiver and AM-TX3-100 Adaptor

AM3-111-I KIT

AirMedia® Series 3 Kit with AM-3100-WF-I Receiver and AM-TX3-100-I Adaptor

Available Accessories

For a list of available accessories, visit the [AM3-111-I KIT](#) product page.

AM3-111-I KIT

AirMedia® Series 3 Kit with AM-3100-WF Receiver and AM-TX3-100 Adaptor, International

Notes:

1. AirMedia wireless presentation requires a wired network connection between the AirMedia receiver and an external Wi-Fi wireless access point (not included). Laptops may alternately connect to AirMedia using a wired Ethernet connection. Full-motion video performance is dependent upon the performance of the network and the sending device. Computer client software and mobile device apps are available for download at www.crestron.com/airmedia.
2. Crestron supports most mainstream devices and applications. For a list of supported conferencing peripherals, refer to [OLH 1001764](#).

This product may be purchased from select authorized Crestron dealers and distributors. To find a dealer or distributor, please contact the Crestron sales representative for your area. A list of sales representatives is available online at www.crestron.com/How-To-Buy/Find-a-Representative or contact us for additional information by visiting www.crestron.com/contact/our-locations for your local contact.

The original language version of this document is U.S. English.

All other languages are a translation of the original document.

The product warranty can be found at www.crestron.com/warranty.

The specific patents that cover Crestron products are listed online at www.crestron.com/legal/patents.

Certain Crestron products contain open source software. For specific information, please visit www.crestron.com/opensource.

Crestron, the Crestron logo, AirMedia, Crestron Fusion, and XiO Cloud are either trademarks or registered trademarks of Crestron Electronics, Inc. in the United States and/or other countries. Appspace is either a trademark or a registered trademark of Appspace Inc. in the United States and/or other countries. IOS is either a trademark or registered trademark of Cisco Systems, Inc. in the United States and/or other countries. Android, Google Calendar, and Google Chrome are either trademarks or registered trademarks of Google Inc. in the United States and/or other countries. HDMI is either a trademark or registered trademark of HDMI Licensing LLC in the United States and/or other countries. Intertek is either a trademark or registered trademark of Intertek Group in the United States and/or other countries. Active Directory, Microsoft 365, Microsoft Exchange Server, Microsoft Teams, Outlook, and Windows are either trademarks or registered trademarks of Microsoft Corporation in the United States and/or other countries. USB-C is either a trademark or registered trademark of USB Implementers Forum, Inc. in the United States and/or other countries. Miracast and Wi-Fi are either trademarks or registered trademarks of Wi-Fi Alliance in the United States and/or other countries. Zoom is either a trademark or registered trademark of Zoom Video Communications, Inc. in the United States and/or other countries. Other trademarks, registered trademarks, and trade names may be used in this document to refer to either the entities claiming the marks and names or their products. Crestron disclaims any proprietary interest in the marks and names of others. Crestron is not responsible for errors in typography or photography.

Specifications are subject to change without notice.

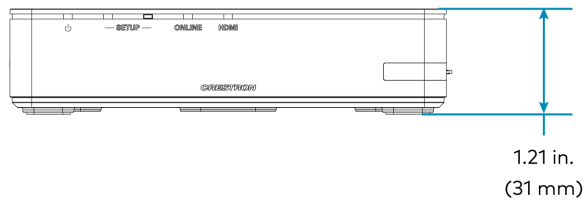
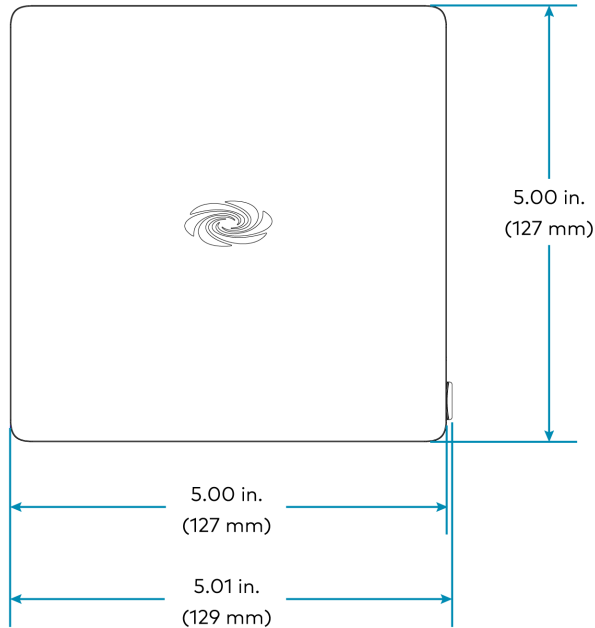
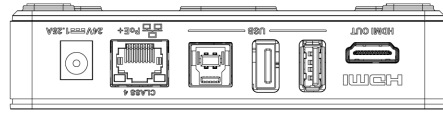
©2023 Crestron Electronics, Inc.

Rev 07/26/23

AM3-111-I KIT

AirMedia® Series 3 Kit with AM-3100-WF Receiver and AM-TX3-100 Adaptor,
International

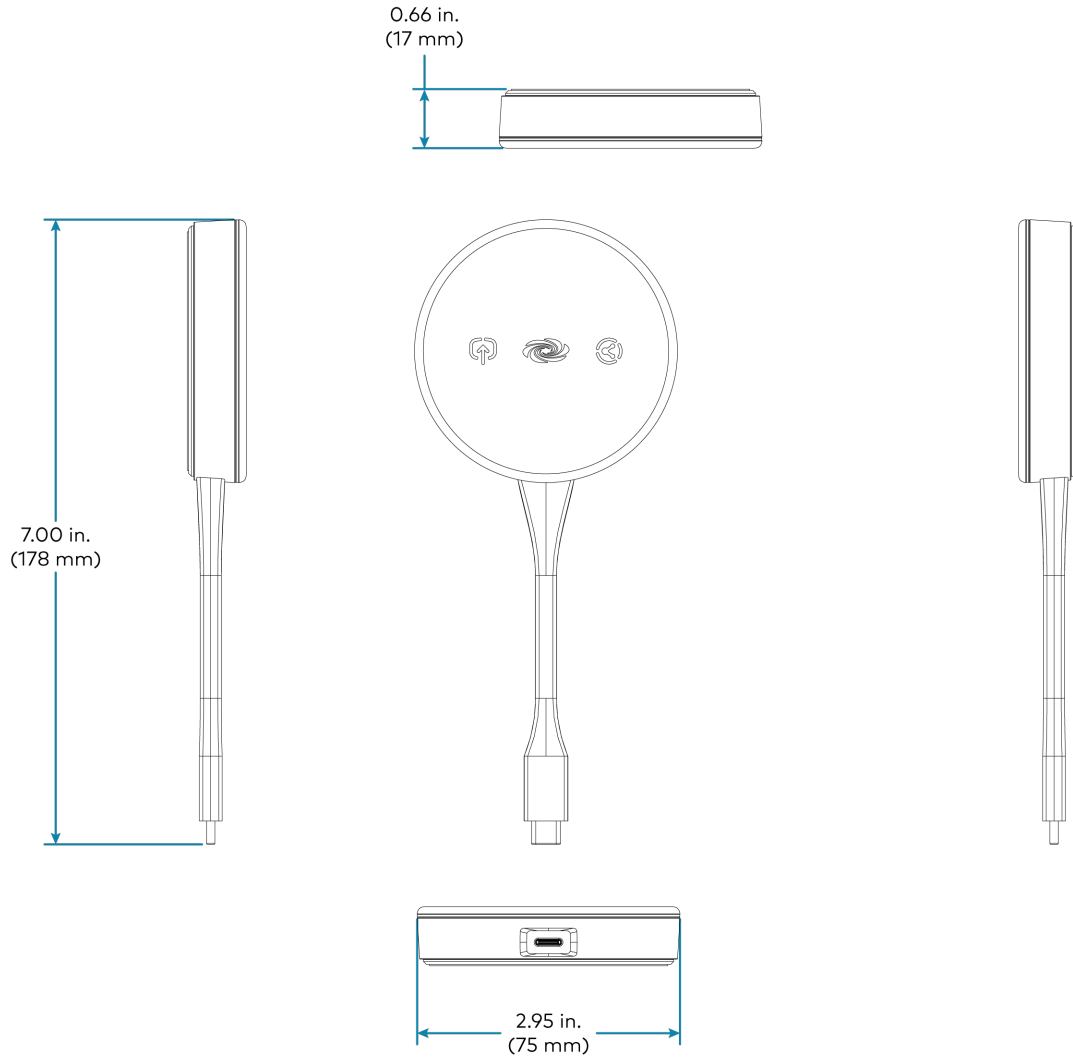
AM-3100-WF-I



AM3-111-I KIT

AirMedia® Series 3 Kit with AM-3100-WF Receiver and AM-TX3-100 Adaptor, International

AM-TX3-100-I



Crestron Electronics Inc.
15 Volvo Drive | Rockleigh, NJ 07647
www.crestron.com | 800.237.2041



Planet Communications Asia PLC.
157 Soi Ramindra 34, Ramindra Rd., Tarang, Bangkhen, Bangkok 10230
Tel: 02 792 2400 Fax: 02 792 2499 Email : marketing@planetcomm.com
www.planetcomm.com

